

## #SPARKLINGTOWERCHALLENGE

### HOW TO BUILD YOUR OWN TOWER

#### SUPPLIES



30 Godinger coupe style champagne glasses

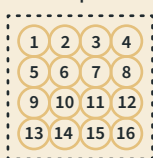


6 bottles of Graham Beck sparkling wine

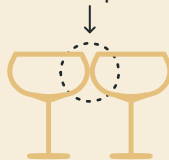
#### STEP 1

Arrange 16 Godinger glasses in a 4x4 square. Ensure all glasses are touching and there are no gaps for a strong base.

4x4 Top View



No Gaps



#### STEP 2

Build the next layer on top with 9 Godinger glasses in a 3x3 square. Place the base of each glass in the exact middle of the gap between the glasses below. Ensure all glasses are touching.

3x3 Top View



Middle of Gap



#### STEP 3

Build the next layer on top with 4 Godinger glasses in a 2x2 square.

2x2 Top View



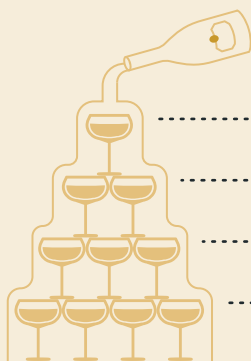
#### STEP 4

Place the remaining Godinger glass on top of the tower.



#### STEP 5

Open the bottles of Graham Beck sparkling wine and slowly pour each bottle into the Godinger glass at the top. It will overflow and slowly work its way down to the bottom row of glasses. Save one of the bottles for the end to top off any glasses that did not fill fully.



Slowly pour wine into top Godinger glass



Top Layer (1 glass)

Layer of 2x2 (4 glasses)

Layer of 3x3 (9 glasses)

Layer of 4x4 (16 glasses)



SCAN THIS QR CODE

FOR A VIDEO WITH STEP BY STEP INSTRUCTIONS



Film a video of yourself building your own tower with the supplied Godinger glasses and fill it with the Graham Beck Sparkling Brut Rose. Upload it to TikTok and Instagram with #SparklingTowerChallenge and tag @grahambeckusa and @thegodingergroup.